

STUDENT ENROLMENT FORM

“HOW –TO GUIDE”



STUDENT ENROLMENT




STEP 1: LOGIN

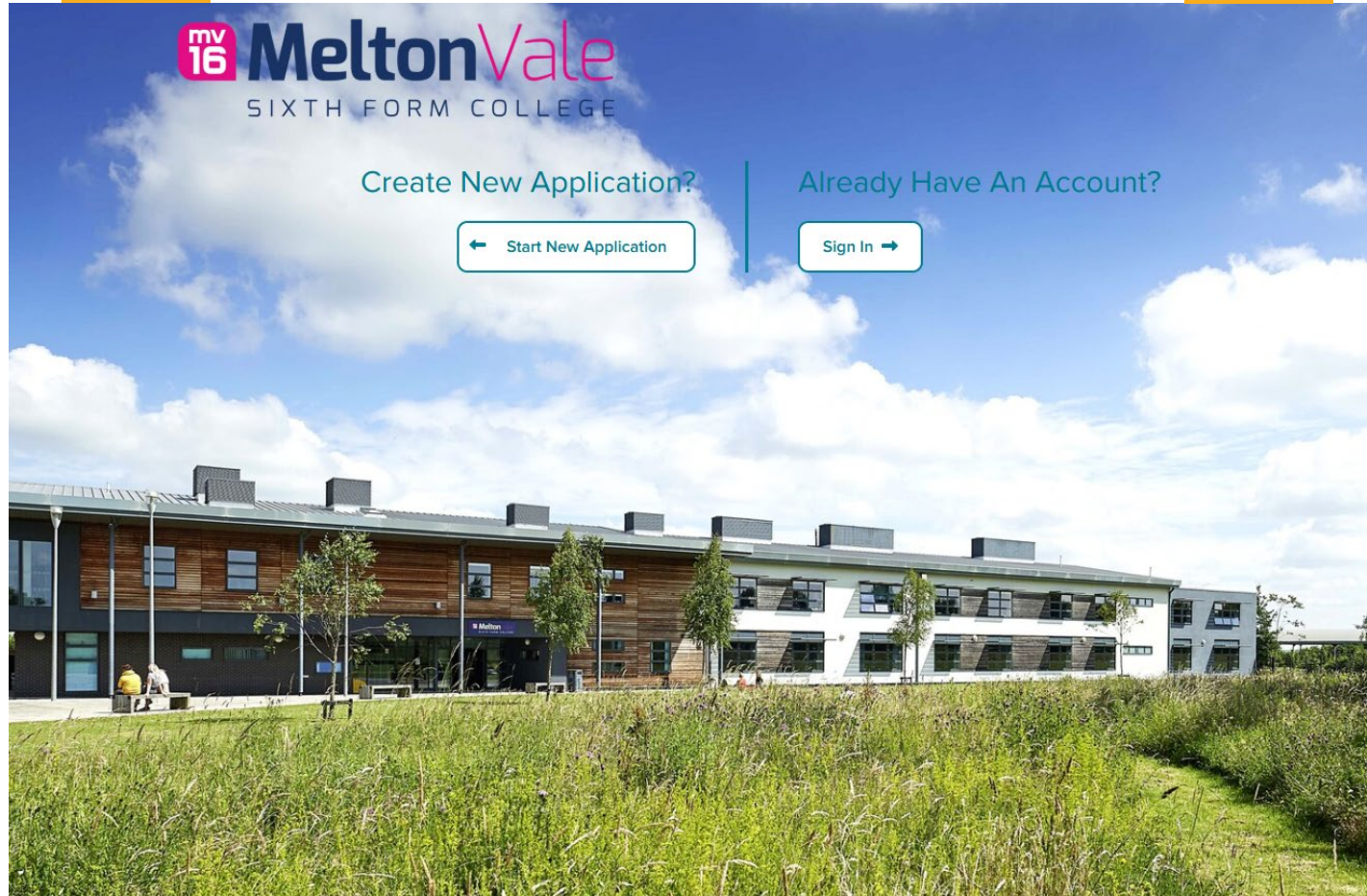
STEP 2: BEGIN ENROLMENT FORM

STEP 3: REVIEW & CONFIRM COURSES

STEP 4: SUBMIT ENROLMENT FORM



LOGIN



1

Go to your Admissions+ portal

2

Login using your email address & password.

3

Please check your emails for your username & password or use the “forgot your password” link



Form Status

Completed

Offer status

Pending

Reference Status

Opened

Subjects you wish to study

Spanish A Level, Sociology A Level,
A Level Mathematics



Application Form



Enrolment Form



BEGIN ENROLMENT FORM

Click to begin the enrolment phase of
your application.

CONFIRM YOUR ACHIEVED GRADES

You will need to confirm your grades and make sure that you change them from "Predicted" to "Achieved".

Sure!

Type	Title	Grade	Status	Qualification Level	Received date
GCSE	Ancient History	9	Predicted		
GCSE	Arabic	7	Predicted		
GCSE	Art and Design (Fine Art, Photography, Graphics)	6	Predicted		
GCSE	Astronomy	8	Predicted		
GCSE	Bengali	9	Predicted		

[Add grade](#)

Check and change each grade as needed

Status

Set all 'Achieved'

Received date

Set all

Set the status to "achieved"

Set the date you received your results

Add any additional qualifications if applicable

Upload documents here:
Copy of exam results

Choose file No file chosen

Take a picture of your exam results sheet and attach it here by clicking "choose file"

Admissions⁺

Powered by applicaa

REVIEW & CONFIRM COURSES

1

Review and confirm the courses you have chosen to study

2

If you would like to modify your course choices, click the 'x' icon on the course you want to remove

✓ Step 1 Education

✓ Step 2 Courses

Previous

A Level Art and Design × A Level Business Studies × A Level Geography ×

Finish

Subject to enrol

Your total learning hours **600**

✓ Minimum learning hours **600**

✓ Maximum learning hours **800**

✓ Maximum subjects to be selected **unlimited**

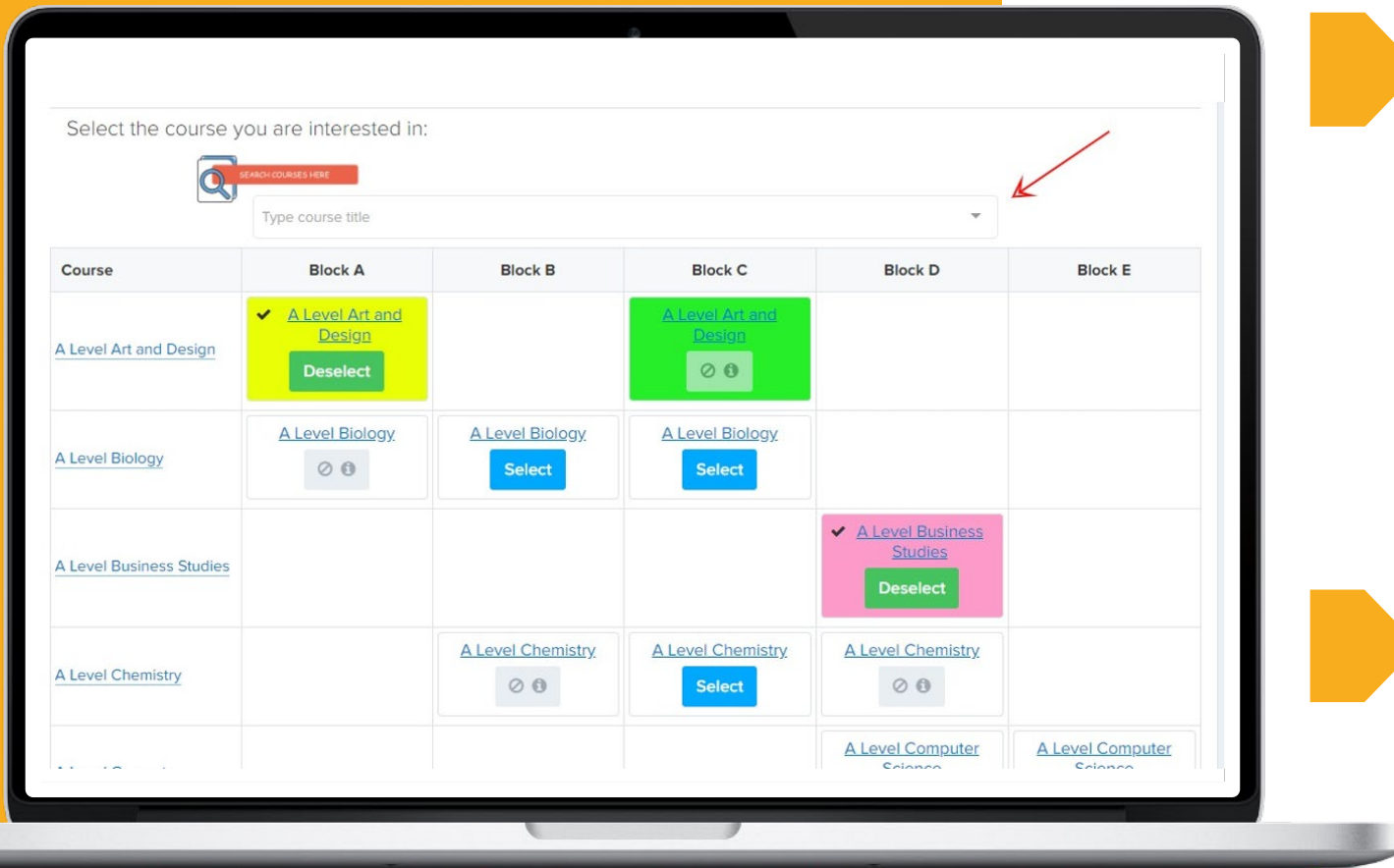
✓ Minimum subjects to be selected **1**

Select the course you are interested in:

SEARCH COURSES HERE

Type course title

Course	Block A	Block B	Block C	Block D	Block E
A Level Art and Design	✓ A Level Art and Design Deselect		A Level Art and Design Deselect		
	A Level Biology	A Level Biology	A Level Biology		



Search for new courses:

1 Scroll through the list of courses in the table

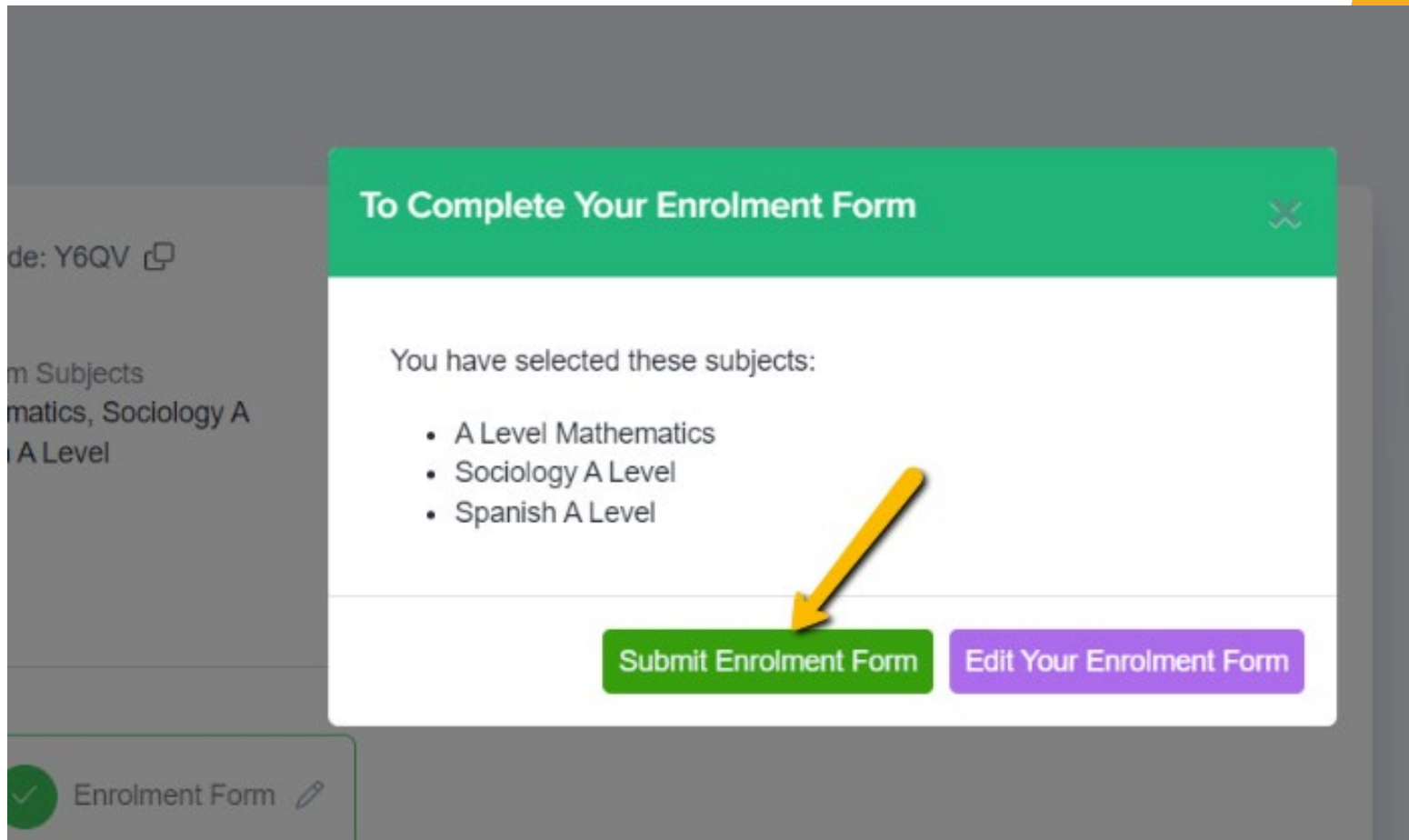
2 Use the search bar

Select the course you would like to study and click 'Finish' on the top right hand corner to submit the courses you would like to study.

REVIEW & CONFIRM COURSES

SUBMIT ENROLMENT FORM

Click 'Submit Enrolment Form' to save your changes and submit the Enrolment Form to the school.



The screenshot shows a web interface with a modal dialog box titled "To Complete Your Enrolment Form". The dialog box has a green header bar with a close button (X) on the right. Below the header, the text "You have selected these subjects:" is followed by a bulleted list of subjects: "A Level Mathematics", "Sociology A Level", and "Spanish A Level". At the bottom of the dialog, there are two buttons: a green "Submit Enrolment Form" button and a purple "Edit Your Enrolment Form" button. A yellow arrow points to the "Submit Enrolment Form" button. In the background, a sidebar is partially visible with the text "de: Y6QV", "m Subjects", "matics, Sociology A", and "A Level". At the bottom left, there is a green checkmark icon and the text "Enrolment Form" with a pencil icon.

To Complete Your Enrolment Form

You have selected these subjects:

- A Level Mathematics
- Sociology A Level
- Spanish A Level

Submit Enrolment Form Edit Your Enrolment Form

de: Y6QV

m Subjects

matics, Sociology A

A Level

Enrolment Form



THANK YOU